

Fertigungsprogramm von Schneideisen
Manufacturing program for dies
Programme de fabrication de filières



Runde Schneideisen

Round dies

Filières rondes



M

Runde Schneideisen
Metrisches ISO-Regelgewinde DIN 13

Circular dies
ISO Metric coarse thread DIN 13

Filières rondes
Filetage Métrique à pas normal DIN 13

GS VG VA

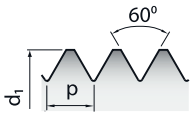

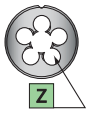

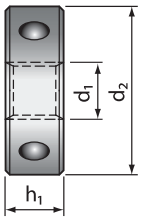



DIN EN 22568

SCHNELLARBEITSSTAHL *HIGH SPEED STEEL* ACIER RAPIDE	HSS	HSS	HSS	HSSE-V	HSS
AUSFÜHRUNG *EXECUTION* EXÉCUTION	Geläpptes Gewinde und Schälanschnitt *Lapped thread and gun-nose* Filets polyglacés et entrée à helice	Geläpptes Gewinde und Schälanschnitt *Lapped thread and gun-nose* Filets polyglacés et entrée à helice		Geläpptes Gewinde und Schälanschnitt *Lapped thread and gun-nose* Filets polyglacés et entrée à helice	Geläpptes Gewinde und Schälanschnitt *Lapped thread and gun-nose* Filets polyglacés et entrée à helice
WERSTOFF-GRUPPPE *MATERIAL GROUPS* GROUPES MATIÈRES	GS	GS	GS	VG	VA
	C = 1,75xP	C = 1,75xP	C = 1,75xP	C = 1,75xP	C = 1,75xP
TOLERANZ *LIMIT* TOLERANCE	6g	6g	6g	6g	6g
Beschichtung / *Coating* / Revétement				vap	vap
DIN EN	22568	FERG	22568	22568	22568
BESTELL.-Nr. ***ORDER Nr.*** **RÉFÉRENCE** EDP = Nr. + *	**500** 4000050000*	**500** 4200050000*	**502** 4000050200*	**520** 4000052006*	**V500** 4000050006*

DIN EN 22568 d_2 x h_1 mm	FERG d_2 x h_1 mm	d mm	d_1 mm	P mm	*	Z		Z		Z		Z		Z	
16 x 5		1,93	M 2	(0,4)	020	3	■			3		3		3	
16 x 5		2,13	M 2,2	(0,45)	022	3	■			3		3		3	
16 x 5		2,23	M 2,3	(0,4)	023	3	■			3		3		3	
16 x 5		2,43	M 2,5	(0,45)	025	3	■			3		3		3	
16 x 5		2,53	M 2,6	(0,45)	026	3	■			3		3		3	
20 x 5	25 x 9	2,92	M 3	(0,5)	030	4	■	4	■	4	■	4	■	4	■
20 x 5		3,41	M 3,5	(0,6)	035	4	■			4		4		4	■
20 x 5	25 x 9	3,90	M 4	(0,7)	040	4	■	4	■	4	■	4	■	4	■
20 x 7		4,40	M 4,5	(0,75)	045	4	■			4		4		4	
20 x 7	25 x 9	4,90	M 5	(0,8)	050	4	■			4	■	4	■	4	■
20 x 7	25 x 9	5,88	M 6	(1)	060	4	■	4	■	4	■	4	■	4	■
25 x 9		6,88	M 7	(1)	070	4	■	4	■	4		4		4	
25 x 9		7,86	M 8	(1,25)	080	4	■			4	■	4	■	4	■
25 x 9		8,86	M 9	(1,25)	090	4	■			4		4		4	
30 x 11	38 x 10	9,85	M 10	(1,5)	100	4	■	4	■	4	■	4	■	4	■
30 x 11		10,85	M 11	(1,5)	110	4	■			4		4		4	
38 x 14		11,83	M 12	(1,75)	120	4	■			4	■	4	■	4	■
38 x 14		13,82	M 14	(2)	140	4	■			4	■	4		4	■
45 x 18		15,82	M 16	(2)	160	4	■			4	■	4		4	■
45 x 18		17,79	M 18	(2,5)	180	5	■			5	■	5		5	
45 x 18		19,79	M 20	(2,5)	200	5	■			5	■	5		5	
55 x 22		21,79	M 22	(2,5)	220	5	■			5		5		5	
55 x 22		23,76	M 24	(3)	240	5	■			5		5		5	
65 x 25		26,76	M 27	(3)	270	5	■			5		5		5	
65 x 25		29,73	M 30	(3,5)	300	5	■			5		5		5	
65 x 25		32,73	M 33	(3,5)	330	6	■			6		6		6	
65 x 25		35,70	M 36	(4)	360	6	■			6		6		6	
75 x 30		38,70	M 39	(4)	390	6	■			6		6		6	
75 x 30		41,68	M 42	(4,5)	420	7	■			7		7		7	
90 x 36		44,68	M 45	(4,5)	450	7	■			7		7		7	
90 x 36		47,66	M 48	(5)	480	7	■			7		7		7	
90 x 36		51,66	M 52	(5)	520	7	■			7		7		7	

■ = Lager / *Stock* / Magasin

EDP: 500 M 6 = 4000050000060

M

Runde Schneideisen
Metrisches ISO-Regelgewinde DIN 13

Circular dies
ISO Metric coarse thread DIN 13

Filières rondes
Filetage Métrique à pas normal DIN 13

Ms

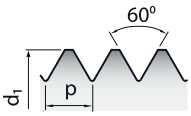

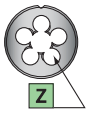

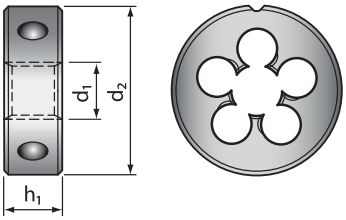

DIN EN 22568

SCHNELLARBEITSSTAHL *HIGH SPEED STEEL* ACIER RAPIDE	HSS	HSS
AUSFÜHRUNG *EXECUTION* EXÉCUTION	Spezial Geläpptes Gewinde und Schälanschnitt *Extra lapped thread and gun-nose* Filets extra polyglacés et entrée à helice	Spezial Geläpptes Gewinde und Schälanschnitt *Extra lapped thread and gun-nose* Filets extra polyglacés et entrée à helice
WERSTOFF-GRUPPPE *MATERIAL GROUPS* GROUPES MATIÈRES	**Ms**	**Ms**
	C = 1,75xP	C = 1,75xP
TOLERANZ *LIMIT* TOLERANCE	6g	6g
Beschichtung / *Coating* / Revétement		TiN
DIN EN	22568	22568
BESTELL.-Nr. ***ORDER Nr.*** **RÉFÉRENCE** EDP = Nr. + *	**505** 4000050500*	**T505** 4000050510*

DIN EN 22568 d_2 x h_1 mm	FERG d_2 x h_1 mm	d mm	d_1 mm	P mm	*	Z		Z	
16 x 5		1,93	**M 2**	(0,4)	020	3			
16 x 5		2,13	**M 2,2**	(0,45)	022	3			
16 x 5		2,23	**M 2,3**	(0,4)	023	3			
16 x 5		2,43	**M 2,5**	(0,45)	025	3			
16 x 5		2,53	**M 2,6**	(0,45)	026	3			
20 x 5	25 x 9	2,92	**M 3**	(0,5)	030	4	■	4	■
20 x 5		3,41	**M 3,5**	(0,6)	035	4			
20 x 5	25 x 9	3,90	**M 4**	(0,7)	040	4	■	4	■
20 x 7		4,40	**M 4,5**	(0,75)	045	4			
20 x 7	25 x 9	4,90	**M 5**	(0,8)	050	4	■		■
20 x 7	25 x 9	5,88	**M 6**	(1)	060	4	■	4	■
25 x 9		6,88	**M 7**	(1)	070	4		4	
25 x 9		7,86	**M 8**	(1,25)	080	4	■		■
25 x 9		8,86	**M 9**	(1,25)	090	4			
30 x 11	38 x 10	9,85	**M 10**	(1,5)	100	4	■	4	■
30 x 11		10,85	**M 11**	(1,5)	110	4			
38 x 14		11,83	**M 12**	(1,75)	120	4	■		■
38 x 14		13,82	**M 14**	(2)	140	4	■		■
45 x 18		15,82	**M 16**	(2)	160	4	■		■
45 x 18		17,79	**M 18**	(2,5)	180	5	■		
45 x 18		19,79	**M 20**	(2,5)	200	5	■		
55 x 22		21,79	**M 22**	(2,5)	220	5			
55 x 22		23,76	**M 24**	(3)	240	5			
65 x 25		26,76	**M 27**	(3)	270	5			
65 x 25		29,73	**M 30**	(3,5)	300	5			
65 x 25		32,73	**M 33**	(3,5)	330	6			
65 x 25		35,70	**M 36**	(4)	360	6			
75 x 30		38,70	**M 39**	(4)	390	6			
75 x 30		41,68	**M 42**	(4,5)	420	7			
90 x 36		44,68	**M 45**	(4,5)	450	7			
90 x 36		47,66	**M 48**	(5)	480	7			
90 x 36		51,66	**M 52**	(5)	520	7			

■ = Lager / *Stock* / Magasin

EDP: T505 M 12 = 4000050510120

MF

Runde Schneideisen
Metrisches ISO-Finegewinde DIN 13

Circular dies
ISO Metric fine thread DIN 13

Filières rondes
Filetage Métrique à pas fin DIN 13

GS
VA

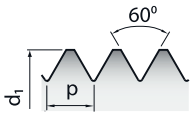

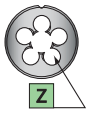

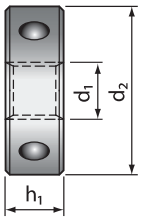



DIN EN 22568

SCHNELLARBEITSSTAHL *HIGH SPEED STEEL* ACIER RAPIDE	HSS	HSS	HSS
AUSFÜHRUNG *EXECUTION* EXÉCUTION	Geläpptes Gewinde und Schälanschnitt *Lapped thread and gun-nose* Filets polyglacés et entrée à helice	Geläpptes Gewinde und Schälanschnitt *Lapped thread and gun-nose* Filets polyglacés et entrée à helice	Geläpptes Gewinde und Schälanschnitt *Lapped thread and gun-nose* Filets polyglacés et entrée à helice
WERSTOFF-GRUPPPE *MATERIAL GROUPS* GROUPES MATIÈRES	GS	GS	VA
	C = 1,75xP	C = 1,75xP	C = 1,75xP
TOLERANZ *LIMIT* TOLERANCE	6g	6g	6g
Beschichtung / *Coating* / Revétement			vap
DIN EN	22568	FERG	22568
BESTELL.-Nr. ***ORDER Nr.*** **RÉFÉRENCE** EDP = Nr. + *	**500** 4002050000*	**500** 4202050000*	**V500** 4002050006*

DIN EN 22568 d_2 x h_1 mm	FERG d_2 x h_1 mm	d mm	d_1 x P mm	*	Z		Z		Z	
20 x 5		2,94	**M 3 x 0,35**	031	4	■			4	
20 x 5		3,92	**M 4 x 0,5**	042	4	■			4	
20 x 5		4,92	**M 5 x 0,5**	052	4	■			4	
20 x 5		5,92	**M 6 x 0,5**	062	4	■			4	
20 x 7		5,90	**M 6 x 0,75**	063	4	■			4	
25 x 9		6,90	**M 7 x 0,75**	073	4	■			4	
25 x 9		7,92	**M 8 x 0,5**	082	4	■			4	
25 x 9		7,90	**M 8 x 0,75**	083	4	■			4	
25 x 9		7,88	**M 8 x 1**	084	4	■			4	■
25 x 9		8,88	**M 9 x 1**	094	4	■			4	
30 x 11		9,90	**M 10 x 0,75**	103	5	■			5	
30 x 11	38 x 10	9,88	**M 10 x 1**	104	5	■	4	■	5	■
30 x 11	38 x 10	9,86	**M 10 x 1,25**	105	4	■	4	■	4	
30 x 11		10,88	**M 11 x 1**	114	5	■			5	
38 x 10		11,88	**M 12 x 1**	124	5	■			5	
38 x 10		11,86	**M 12 x 1,25**	125	4	■			4	
38 x 10		11,85	**M 12 x 1,5**	125	4	■			4	■
38 x 10		12,88	**M 13 x 1**	134	5	■			5	
38 x 10		12,85	**M 13 x 1,5**	136	5	■			5	
38 x 10		13,88	**M 14 x 1**	144	5	■			5	
38 x 10		13,86	**M 14 x 1,25**	145	5	■			5	
38 x 10		13,85	**M 14 x 1,5**	146	5	■			5	■
38 x 10		14,88	**M 15 x 1**	154	5	■			5	
38 x 10		14,85	**M 15 x 1,5**	156	5	■			5	
45 x 14		15,88	**M 16 x 1**	164	5	■			5	
45 x 14		15,86	**M 16 x 1,25**	165	5	■			5	
45 x 14		15,85	**M 16 x 1,5**	166	5	■			5	■
45 x 14		17,88	**M 18 x 1**	184	5	■			5	
45 x 14		17,85	**M 18 x 1,5**	186	5	■			5	■
45 x 14		17,82	**M 18 x 2**	187	5	■			5	
45 x 14		19,88	**M 20 x 1**	204	6	■			6	
45 x 14		19,85	**M 20 x 1,5**	206	6	■			6	■
45 x 14		19,82	**M 20 x 2**	207	5	■			5	
55 x 16		21,88	**M 22 x 1**	224	5	■			5	
55 x 16		21,85	**M 22 x 1,5**	226	5	■			5	■
55 x 16		21,82	**M 22 x 2**	227	5	■			5	
55 x 16		23,88	**M 24 x 1**	244	6	■			6	
55 x 16		13,85	**M 24 x 1,5**	246	6	■			6	■

■ = Lager / *Stock* / Magasin

EDP: V500 M 12x1,5 = 4002050006126

MF

Runde Schneideisen
Metrisches ISO-Finegewinde DIN 13

Circular dies
ISO Metric fine thread DIN 13

Filières rondes
Filetage Métrique à pas fin DIN 13

GS
VA

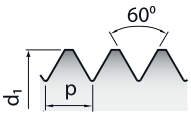

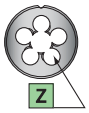

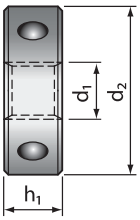



DIN EN 22568

SCHNELLARBEITSSTAHL *HIGH SPEED STEEL* ACIER RAPIDE	HSS	HSS	HSS
AUSFÜHRUNG *EXECUTION* EXÉCUTION	Geläpptes Gewinde und Schälanschnitt *Lapped thread and gun-nose* Filets polyglacés et entrée à helice	Geläpptes Gewinde und Schälanschnitt *Lapped thread and gun-nose* Filets polyglacés et entrée à helice	Geläpptes Gewinde und Schälanschnitt *Lapped thread and gun-nose* Filets polyglacés et entrée à helice
WERSTOFF-GRUPPPE *MATERIAL GROUPS* GROUPES MATIÈRES	GS	GS	VA
	C = 1,75xP	C = 1,75xP	C = 1,75xP
TOLERANZ *LIMIT* TOLERANCE	6g	6g	6g
Beschichtung / *Coating* / Revétement			vap
DIN EN	22568	FERG	22568
BESTELL.-Nr. ***ORDER Nr.*** **RÉFÉRENCE** EDP = Nr. + *	**500** 4002050000*	**500** 4202050000*	**V500** 4002050006*

DIN EN 22568 d_2 x h_1 mm	FERG d_2 x h_1 mm	d mm	d_1 x P mm	*	Z		Z		Z	
55 x 16		23,82	**M 24 x 2**	247	6	■			6	
55 x 16		24,88	**M 25 x 1**	254	6	■			6	
55 x 16		24,85	**M 25 x 1,5**	256	6	■			6	
55 x 16		25,88	**M 26 x 1**	264	6	■			6	
55 x 16		25,85	**M 26 x 1,5**	266	6	■			6	
65 x 18		26,88	**M 27 x 1**	274	6	■			6	
65 x 18		26,85	**M 27 x 1,5**	276	6	■			6	
65 x 18		26,82	**M 27 x 2**	277	6	■			6	
65 x 18		27,85	**M 28 x 1,5**	286	6	■			6	
65 x 18		27,82	**M 28 x 2**	287	6	■			6	
65 x 18		29,88	**M 30 x 1**	304	6	■			6	
65 x 18		29,85	**M 30 x 1,5**	306	6	■			6	
65 x 18		29,82	**M 30 x 2**	307	6	■			6	
65 x 18		31,85	**M 32 x 1,5**	326	7	■			7	
65 x 18		32,85	**M 33 x 1,5**	336	7	■			7	
65 x 18		32,82	**M 33 x 2**	337	7	■			7	
65 x 18		33,85	**M 34 x 1,5**	346	7	■			7	
65 x 18		34,85	**M 35 x 1,5**	356	8	■			8	
65 x 18		35,85	**M 36 x 1,5**	366	8	■			8	
65 x 18		35,82	**M 36 x 2**	367	8	■			8	
65 x 25		35,76	**M 36 x 3**	368	7	■			7	
75 x 20		37,85	**M 38 x 1,5**	386	7	■			7	
75 x 20		38,85	**M 39 x 1,5**	396	7	■			7	
75 x 20		38,82	**M 39 x 2**	397	7	■			7	
75 x 30		38,76	**M 39 x 3**	398	6	■			6	
75 x 20		39,85	**M 40 x 1,5**	406	8	■			8	
75 x 20		39,82	**M 40 x 2**	407	7	■			7	
75 x 30		39,76	**M 40 x 3**	408	7	■			7	
75 x 20		41,85	**M 42 x 1,5**	426	8	■			8	
75 x 20		41,82	**M 42 x 2**	427	8	■			8	
75 x 30		41,76	**M 42 x 3**	428	7	■			7	
90 x 22		44,85	**M 45 x 1,5**	456	7	■			7	
90 x 22		44,82	**M 45 x 2**	457	7	■			7	
90 x 36		44,76	**M 45 x 3**	458	7	■			7	
90 x 22		47,85	**M 48 x 1,5**	486	8	■			8	
90 x 36		47,76	**M 48 x 3**	488	8	■			8	
90 x 22		49,85	**M 50 x 1,5**	506	8	■			8	
90 x 22		51,85	**M 52 x 1,5**	526	10	■			10	

■ = Lager / *Stock* / Magasin

UNC

Runde Schneideisen
Unified-Grobgewinde ASME B1.1

Circular dies
Unified coarse thread ASME B1.1

Filières rondes
Filetage américain à pas normal ASME B1.1

GS

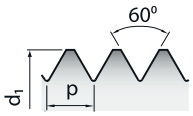

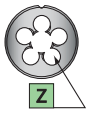

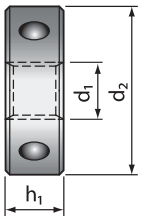



DIN EN 22568

SCHNELLARBEITSSTAHL *HIGH SPEED STEEL* ACIER RAPIDE	HSS
AUSFÜHRUNG *EXECUTION* EXÉCUTION	Geläpptes Gewinde und Schälanschnitt *Lapped thread and gun-nose* Filets polyglacés et entrée à helice
WERSTOFF-GRUPPPE *MATERIAL GROUPS* GROUPES MATIÈRES	GS
	C = 1,75xP
TOLERANZ *LIMIT* TOLERANCE	2A
Beschichtung / *Coating* / Revétement	
DIN EN	22568
BESTELL.-Nr. ***ORDER Nr.*** **RÉFÉRENCE** EDP = Nr. + *	**500** 4020050000*

DIN EN 22568 d_2 x h_1 mm	FERG d_2 x h_1 mm	d mm	d_1 - P	*	Z	
16 x 5		1,79	**No. 1 -64 UNC**	001	3	
16 x 5		2,12	**No. 2 -56 UNC**	002	3	
16 x 5		2,44	**No. 3 -48 UNC**	003	3	
20 x 5		2,76	**No. 4 -40 UNC**	004	3	■
20 x 5		3,09	**No. 5 -40 UNC**	005	4	■
20 x 7		3,41	**No. 6 -32 UNC**	006	4	■
20 x 7		4,07	**No. 8 -32 UNC**	008	4	■
20 x 7		4,71	**No. 10 -24 UNC**	010	4	■
20 x 7		5,37	**No. 12 -24 UNC**	012	4	■
20 x 7		6,22	**1/4 -20 UNC**	025	4	■
25 x 9		7,80	**5/16 -18 UNC**	031	4	■
30 x 11		9,37	**3/8 -16 UNC**	037	4	■
30 x 11		10,95	**7/16 -14 UNC**	043	4	■
38 x 14		12,52	**1/2 -13 UNC**	050	4	■
38 x 14		14,10	**9/16 -12 UNC**	056	4	■
45 x 18		15,68	**5/8 -11 UNC**	062	4	■
45 x 18		18,84	**3/4 -10 UNC**	075	5	■
55 x 22		22,00	**7/8 - 9 UNC**	087	5	■
55 x 22		25,16	**1 - 8 UNC**	100	5	■
65 x 25		28,31	**1 1/8 - 7 UNC**	112	5	■
65 x 25		31,49	**1 1/4 - 7 UNC**	125	6	■
65 x 25		34,63	**1 3/8 - 6 UNC**	137	6	
70 x 30		37,80	**1 1/2 - 6 UNC**	150	6	■
90 x 36		44,12	**1 3/4 - 5 UNC**	175	6	
90 x 36		50,45	**2 - 4,5 UNC**	200	7	

■ = Lager / *Stock* / Magasin

EDP: 500 1/2 UNC = 4020050000050

UNF

Runde Schneideisen
Unified-Feingewinde
Circular dies
Unified fine thread ASME B1.1
Filières rondes
Filetage américain à pas fin ASME B1.1

GS

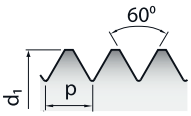

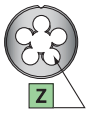

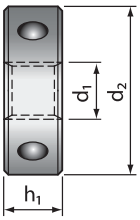



DIN EN 22568

SCHNELLARBEITSSTAHL *HIGH SPEED STEEL* ACIER RAPIDE	HSS
AUSFÜHRUNG *EXECUTION* EXÉCUTION	Geläpptes Gewinde und Schälanschnitt *Lapped thread and gun-nose* Filets polyglacés et entrée à helice
WERSTOFF-GRUPPPE *MATERIAL GROUPS* GROUPES MATIÈRES	GS
	C = 1,75xP
TOLERANZ *LIMIT* TOLERANCE	2A
Beschichtung / *Coating* / Revétement	
DIN EN	22568
BESTELL.-Nr. ***ORDER Nr.*** **RÉFÉRENCE** EDP = Nr. + *	**500** 4022050000*

DIN EN 22568 d_2 x h_1 mm	FERG d_2 x h_1 mm	d mm	d_1 - P	*	Z	
16 x 5		1,47	No. 0 -80 UNF	000	3	
16 x 5		1,80	No. 1 -72 UNF	001	3	
16 x 5		2,12	No. 2 -64 UNF	002	3	
16 x 5		2,44	No. 3 -56 UNF	003	3	
20 x 5		2,77	No. 4 -48 UNF	004	3	■
20 x 5		3,10	No. 5 -44 UNF	005	4	■
20 x 7		3,42	No. 6 -40 UNF	006	4	■
20 x 7		4,08	No. 8 -36 UNF	008	4	■
20 x 7		4,73	No. 10 -32 UNF	010	4	■
20 x 7		5,38	No. 12 -28 UNF	012	4	■
20 x 7		6,24	1/4 -28 UNF	025	4	■
25 x 9		7,82	5/16 -24 UNF	031	4	■
30 x 11		9,41	3/8 -24 UNF	037	4	■
30 x 11		10,98	7/16 -20 UNF	043	5	■
38 x 14		12,56	1/2 -20 UNF	050	5	■
38 x 14		14,14	9/16 -18 UNF	056	5	■
45 x 18		15,73	5/8 -18 UNF	062	5	■
45 x 18		18,89	3/4 -16 UNF	075	5	■
55 x 22		22,05	7/8 -14 UNF	087	5	■
55 x 22		25,21	1 -12 UNF	100	6	■
65 x 25		28,38	1 1/8 -12 UNF	112	6	■
65 x 25		31,55	1 1/4 -12 UNF	125	6	■
65 x 25		34,73	1 3/8 -12 UNF	137	6	
70 x 30		37,90	1 1/2 -12 UNF	150	7	■

■ = Lager / *Stock* / Magasin

G

Runde Schneideisen
Whitworth-Rohrgewinde DIN EN ISO 228

Circular dies
Whitworth pipe thread DIN EN ISO 228

Filières rondes
Filetage Whitworth gaz DIN EN ISO 228

GS
VA

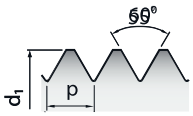

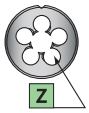

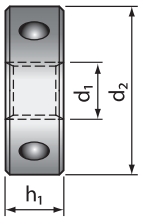



DIN EN 24231

SCHNELLARBEITSSTAHL *HIGH SPEED STEEL* ACIER RAPIDE	HSS	HSS	HSS	HSS
AUSFÜHRUNG *EXECUTION* EXÉCUTION	Geläpptes Gewinde und Schälanschnitt *Lapped thread and gun-nose* Filets polyglacés et entrée à helice	Geläpptes Gewinde und Schälanschnitt *Lapped thread and gun-nose* Filets polyglacés et entrée à helice		Geläpptes Gewinde und Schälanschnitt *Lapped thread and gun-nose* Filets polyglacés et entrée à helice
WERSTOFF-GRUPPPE *MATERIAL GROUPS* GROUPES MATIÈRES	GS	GS	GS	VA
	C = 1,75xP	C = 1,75xP	C = 1,75xP	C = 1,75xP
TOLERANZ *LIMIT* TOLERANCE	A	A	A	A
Beschichtung / *Coating* / Revétement				vap
DIN EN	24231	FERG	24231	24231
BESTELL.-Nr. ***ORDER Nr.*** **RÉFÉRENCE** EDP = Nr. + *	**500** 4040050000*	**500** 4240050000*	**502** 4040050200*	**V500** 4040050006*

DIN EN 24231 d_2 x h_1 mm	FERG d_2 x h_1 mm	d mm	d_1	P h/1"	*	Z		Z		Z		Z	
25 x 9		7,62	G 1/16	28	006	4				4		4	
30 x 11	38 x 10	9,62	G 1/8	28	012	5	■	4	■	5		5	■
38 x 10		13,03	G 1/4	19	025	5	■			5		5	■
45 x 14		16,54	G 3/8	19	037	5	■			5		5	■
45 x 14		20,81	G 1/2	14	050	6	■			6		6	■
55 x 16		22,77	G 5/8	14	062	5	■			5		5	
55 x 16		26,30	G 3/4	14	075	6	■			6		6	
65 x 18		30,06	G 7/8	14	087	6	■			6		6	
65 x 18		33,07	G 1	11	100	7	■			7		7	
75 x 20		37,72	G 1 1/8	11	112	7	■			7		7	
75 x 20		37,72	G 1 1/4	11	125	8	■			8		8	
90 x 22		41,73	G 1 3/8	11	137	7	■			7		7	
90 x 22		44,14	G 1 1/2	11	150	8	■			8		8	
90 x 22		47,62	G 1 3/4	11	175	9	■			9		9	
105 x 22		59,43	G 2	11	200	9	■			9		9	
105 x 22		65,53	G 2 1/4	11	225	10				10		10	
120 x 22		75,00	G 2 1/2	11	250	10				10		10	
120 x 22		81,35	G 2 3/4	11	275	12				12		12	
130 x 25		87,70	G 3	11	300	8				8		8	

■ = Lager / *Stock* / Magasin

EDP: 500 G 1/2 = 4040050000050

G

Runde Schneideisen
Whitworth-Rohrgewinde DIN EN ISO 228

Circular dies
Whitworth pipe thread DIN EN ISO 228

Filières rondes
Filetage Whitworth gaz DIN EN ISO 228

Ms

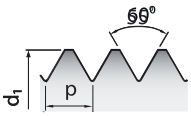

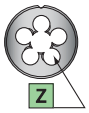

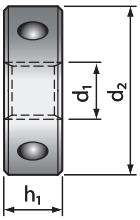



DIN EN 24231

SCHNELLARBEITSSTAHL *HIGH SPEED STEEL* ACIER RAPIDE	HSS	HSS	HSS
AUSFÜHRUNG *EXECUTION* EXÉCUTION	Spezial Geläpptes Gewinde und Schälanschnitt *Extra lapped thread and gun-nose* Filets extra polyglacés et entrée à helice	Spezial Geläpptes Gewinde und Schälanschnitt *Extra lapped thread and gun-nose* Filets extra polyglacés et entrée à helice	Spezial Geläpptes Gewinde und Schälanschnitt *Extra lapped thread and gun-nose* Filets extra polyglacés et entrée à helice
WERSTOFF-GRUPPPE *MATERIAL GROUPS* GROUPES MATIÈRES	**Ms**	**Ms**	**Ms**
	C = 1,75xP	C = 1,75xP	C = 1,75xP
TOLERANZ *LIMIT* TOLERANCE	A	-0,1	A
Beschichtung / *Coating* / Revétement			TiN
DIN EN	24231	24231	24231
BESTELL.-Nr. ***ORDER Nr.*** **RÉFÉRENCE** EDP = Nr. + *	**505** 4040050500*	**505** 4040650500*	**T505** 4040050510*

DIN EN 24231 d_2 x h_1 mm	FERG d_2 x h_1 mm	mm	d_1	P h/1"	*	Z		Z		Z	
25 x 9		7,62	G 1/16	28	006	4		4		4	
30 x 11		9,62	G 1/8	28	012	5	■	5	■	5	■
38 x 10		13,03	G 1/4	19	025	5	■	5		5	■
45 x 14		16,54	G 3/8	19	037	5	■	5	■	5	■
45 x 14		20,81	G 1/2	14	050	6	■	6	■	6	■
55 x 16		22,77	G 5/8	14	062	5	■	5		5	
55 x 16		26,30	G 3/4	14	075	6	■	6	■	6	
65 x 18		30,06	G 7/8	14	087	6		6		6	
65 x 18		33,07	G 1	11	100	7		7		7	
75 x 20		37,72	G 1 1/8	11	112	7					
75 x 20		37,72	G 1 1/4	11	125	8					
90 x 22		41,73	G 1 3/8	11	137	7					
90 x 22		44,14	G 1 1/2	11	150	8					
90 x 22		47,62	G 1 3/4	11	175	9					
105 x 22		59,43	G 2	11	200	9					

■ = Lager / *Stock* / Magasin

R (BSPT)

Runde Schneideisen
Kegeliges Whitworth-Rohrgewinde DIN 2999

Circular dies
Tapered Whitworth pipe thread DIN 2999

Filières rondes
Filetage Whitworth gaz conique DIN 2999

GS

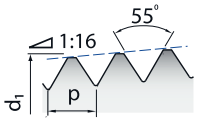

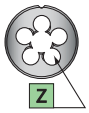

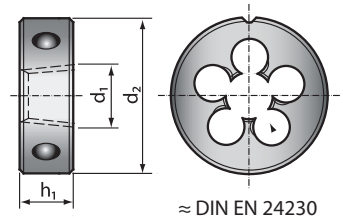

≈ DIN EN 24230

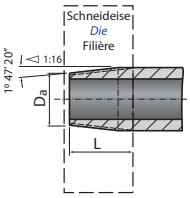

SCHNELLARBEITSSTAHL *HIGH SPEED STEEL* ACIER RAPIDE	HSS
AUSFÜHRUNG *EXECUTION* EXÉCUTION	
WERSTOFF-GRUPPPE *MATERIAL GROUPS* GROUPES MATIÈRES	GS
	1,75 x P
TOLERANZ *LIMIT* TOLERANCE	
Beschichtung / *Coating* / Revétement	
DIN EN	≈ 24230
BESTELL.-Nr. ***ORDER Nr.*** **RÉFÉRENCE** EDP = Nr. + *	**502** 4042050200*

≈ DIN EN 24230 d_2 x h_1 mm	D_a mm	L mm	d_1	P h/1"	*	Z	
30 x 11	7,47	8,1	R 1/16	28	006	5	
30 x 11	9,48	8,1	R 1/8	28	012	5	■
38 x 14	12,78	12	R 1/4	19	025	5	■
45 x 14	16,26	12,4	R 3/8	19	037	5	■
45 x 18	20,44	16,4	R 1/2	14	050	6	■
55 x 22	25,85	17,7	R 3/4	14	075	6	■
65 x 25	32,60	20,8	R 1	11	100	7	■
75 x 26	41,26	23,1	R 1 1/4	11	125	8	
90 x 27	47,15	23,1	R 1 1/2	11	150	8	
105 x 28	58,96	27,4	R 2	11	200	9	

■ = Lager / *Stock* / Magasin

EDP: 502 R 1/2 = 4042050200050

NPSM

Runde Schneideisen
Amerikanisches zylindriches Rohrgewinde ANSI B1.20.1

Circular dies
American standard straight pipe thread ANSI B1.20.1

Filières rondes
Filetage cylindrique américain gaz ANSI B1.20.1

GS

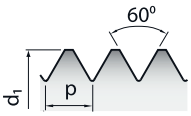

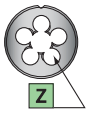

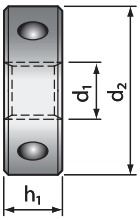



DIN EN 24231

SCHNELLARBEITSSTAHL *HIGH SPEED STEEL* ACIER RAPIDE	HSS
AUSFÜHRUNG *EXECUTION* EXÉCUTION	Geläpptes Gewinde und Schälanschnitt *Lapped thread and gun-nose* Filets polyglacés et entrée à helice
WERSTOFF-GRUPPPE *MATERIAL GROUPS* GROUPES MATIÈRES	GS
	1,75 x P
TOLERANZ *LIMIT* TOLERANCE	
Beschichtung / *Coating* / Revétement	
DIN EN	24231
BESTELL.-Nr. ***ORDER Nr.*** **RÉFÉRENCE** EDP = Nr. + *	**500** 4050050000*

DIN EN 24231 d_2 x h_1 mm	FERG d_2 x h_1 mm	d mm	d_1	P h/1"	*	Z	
30 x 11			**1/8 NPSM**	27	012	5	
38 x 10			**1/4 NPSM**	18	025	5	■
45 x 14			**3/8 NPSM**	18	037	5	■
45 x 14			**1/2 NPSM**	14	050	6	■
55 x 16			**3/4 NPSM**	14	075	6	■
65 x 18			**1 NPSM**	11,5	100	7	■
75 x 20			**1 1/4 NPSM**	11,5	125	8	
90 x 22			**1 1/2 NPSM**	11,5	150	8	
105 x 22			**2 NPSM**	11,5	200	9	

■ = Lager / *Stock* / Magasin

NPT

Runde Schneideisen
Amerikanisches kegeliges Rohrgewinde ANSI B1.20.1

Circular dies
American standard taper pipe thread ANSI B1.20.1

Filières rondes
Filetage conique américain gaz ANSI B1.20.1

GS

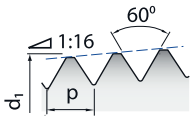

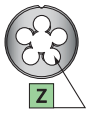

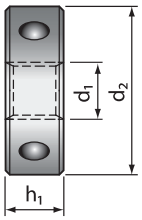



DIN EN 24231

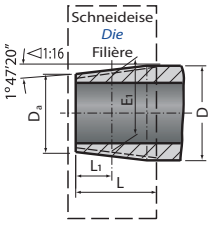

SCHNELLARBEITSSTAHL *HIGH SPEED STEEL* ACIER RAPIDE	HSS
AUSFÜHRUNG *EXECUTION* EXÉCUTION	
WERSTOFF-GRUPPPE *MATERIAL GROUPS* GROUPES MATIÈRES	GS
	1,75 x P
TOLERANZ *LIMIT* TOLERANCE	
Beschichtung / *Coating* / Revétement	
DIN EN	24231
BESTELL.-Nr. ***ORDER Nr.*** **RÉFÉRENCE** EDP = Nr. + *	**502** 4053050200*

DIN EN 24231 d_2 x h_1 mm	D_a mm	L mm	d_1		P h/1"	*	Z	
25 x 9	7,52 - 7,64	8,3	**1/16**	**NPT**	27	006	4	■
30 x 11	9,87 - 9,99	8,4	**1/8**	**NPT**	27	012	5	■
38 x 14	13,10 - 13,26	12,7	**1/4**	**NPT**	18	025	5	■
45 x 14	16,52 - 16,67	12,9	**3/8**	**NPT**	18	037	5	■
45 x 18	20,55 - 20,71	16,8	**1/2**	**NPT**	14	050	6	■
55 x 22	25,87 - 26,03	17,0	**3/4**	**NPT**	14	075	6	■
65 x 25	32,42 - 32,59	21,2	**1**	**NPT**	11,5	100	7	■
75 x 26	41,14 - 41,32	21,9	**1 1/4**	**NPT**	11,5	125	8	■
90 x 27	47,21 - 47,39	22,3	**1 1/2**	**NPT**	11,5	150	8	■
105 x 28	59,25 - 59,42	23,1	**2**	**NPT**	11,5	200	9	■
120 x 36			**2 1/2**	**NPT**	8	250	10	
140 x 36			**3**	**NPT**	8	300	11	

■ = Lager / *Stock* / Magasin

EDP: 502 1/2 NPT = 4053050200050

BSW

Runde Schneideisen
Whitworth-Gewinde BS 84

Circular dies
Whitworth thread BS 84

Filières rondes
Filetage Whitworth BS 84

GS

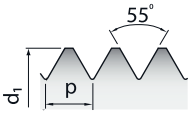

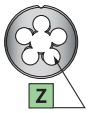

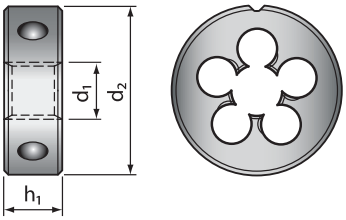

DIN EN 22568

SCHNELLARBEITSSTAHL *HIGH SPEED STEEL* ACIER RAPIDE	HSS	HSS
AUSFÜHRUNG *EXECUTION* EXÉCUTION	Geläpptes Gewinde und Schälanschnitt *Lapped thread and gun-nose* Filets polyglacés et entrée à helice	Geläpptes Gewinde und Schälanschnitt *Lapped thread and gun-nose* Filets polyglacés et entrée à helice
WERSTOFF-GRUPPPE *MATERIAL GROUPS* GROUPES MATIÈRES	GS	GS
	C = 1,75xP	C = 1,75xP
TOLERANZ *LIMIT* TOLERANCE	m	m
Beschichtung / *Coating* / Revétement		
DIN EN	22568	FERG
BESTELL.-Nr. ***ORDER Nr.*** **RÉFÉRENCE** EDP = Nr. + *	**500** 4060050000*	**500** 4260050000*

DIN EN 22568 d_2 x h_1 mm	FERG d_2 x h_1 mm	d mm	d_1	P h/1"	*	Z		Z	
16 x 5		1,51	W 1/16	60	006	3			
16 x 5		2,30	W 3/32	48	009	4	■		
20 x 5		3,09	W 1/8	40	012	4	■		
20 x 7		3,88	W 5/32	32	015	4	■		
20 x 7		4,66	W 3/16	24	018	4	■		
20 x 7		5,46	W 7/32	24	021	4	■		
20 x 7	25 x 9	6,24	W 1/4	20	025	4	■	4	■
25 x 9		7,82	W 5/16	18	031	4	■		
30 x 11	38 x 14	9,40	W 3/8	16	037	4	■	4	■
30 x 11	38 x 14	10,98	W 7/16	14	043	4	■	4	■
38 x 14		12,56	W 1/2	12	050	4	■		
38 x 14		14,14	W 9/16	12	056	4	■		
45 x 18		15,72	W 5/8	11	062	4	■		
45 x 18		18,89	W 3/4	10	075	5	■		
55 x 22		22,10	W 7/8	9	087	5	■		
55 x 22		25,27	W 1	8	100	5	■		
65 x 25		28,44	W 1 1/8	7	112	5	■		
65 x 25		31,61	W 1 1/4	7	125	6	■		
65 x 25		34,77	W 1 3/8	6	137	6	■		
75 x 30		37,95	W 1 1/2	6	150	6	■		
90 x 36		44,28	W 1 3/4	5	175	6	■		
90 x 36		50,63	W 2	4,5	200	7	■		
105 x 36			W 2 1/4	4,5	225	7			
120 x 36			W 2 1/2	4,5	250	8			
120 x 36			W 2 3/4	3,5	275	8			
140 x 36			W 3	3,5	300	9			

■ = Lager / *Stock* / Magasin

BSF

Runde Schneideisen
Whitworth-Feingewinde BS 84

Circular dies
Whitworth fine thread BS 84

Filières rondes
Filetage Whitworth à pas fin BS 84

GS

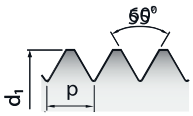

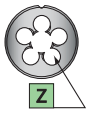

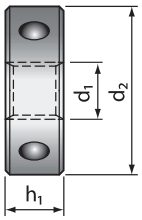



DIN EN 22568

SCHNELLARBEITSSTAHL *HIGH SPEED STEEL* ACIER RAPIDE	HSS
AUSFÜHRUNG *EXECUTION* EXÉCUTION	Geläpptes Gewinde und Schälanschnitt *Lapped thread and gun-nose* Filets polyglacés et entrée à helice
WERSTOFF-GRUPPPE *MATERIAL GROUPS* GROUPES MATIÈRES	GS
	C = 1,75xP
TOLERANZ *LIMIT* TOLERANCE	m
Beschichtung / *Coating* / Revétement	
DIN EN	22568
BESTELL.-Nr. ***ORDER Nr.*** **RÉFÉRENCE** EDP = Nr. + *	**500** 4062050000*

DIN EN 22568 d_2 x h_1 mm	FERG d_2 x h_1 mm	d mm	d_1	P h/1"	*	Z	
20 x 7		4,67	**BSF 3/16**	32	018	4	
20 x 7		6,25	**BSF 1/4**	26	025	4	■
25 x 9		7,83	**BSF 5/16**	22	031	4	■
30 x 11		9,41	**BSF 3/8**	20	037	4	■
30 x 11		10,99	**BSF 7/16**	18	043	4	■
38 x 10		12,57	**BSF 1/2**	16	050	5	■
45 x 14		15,73	**BSF 5/8**	14	062	5	■
45 x 14		18,89	**BSF 3/4**	12	075	5	■
55 x 22		22,11	**BSF 7/8**	11	087	5	■
55 x 22		25,28	**BSF 1**	10	100	5	■

■ = Lager / *Stock* / Magasin

EDP: 500 5/16 BSF = 4062050000031

Pg

Runde Schneideisen
Stahlpanzerrohr-Gewinde DIN 40430

Circular dies
Steel conduit thread DIN 40430

Filières rondes
Filetage pour tubes électriques DIN 40430

GS

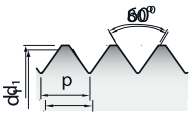

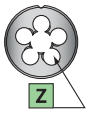

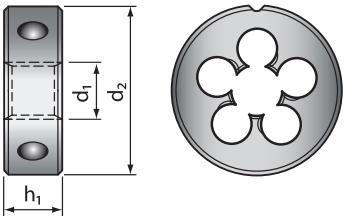

DIN 40434

SCHNELLARBEITSSTAHL *HIGH SPEED STEEL* ACIER RAPIDE	HSS
AUSFÜHRUNG *EXECUTION* EXÉCUTION	Geläpptes Gewinde und Schälanschnitt *Lapped thread and gun-nose* Filets polyglacés et entrée à helice
WERSTOFF-GRUPPPE *MATERIAL GROUPS* GROUPES MATIÈRES	GS
	C = 1,75xP
TOLERANZ *LIMIT* TOLERANCE	
Beschichtung / *Coating* / Revétement	
DIN	40434
BESTELL.-Nr. ***ORDER Nr.*** **RÉFÉRENCE**	**500**
EDP = Nr. + * →	4069050000*

DIN 40434 d_2 x h_1 mm	FERG d_2 x h_1 mm	d mm	d_1		P h/1"	*	Z	
38 x 10			**Pg**	**7**	20	070	5	■
38 x 10			**Pg**	**9**	18	090	5	■
45 x 14			**Pg**	**11**	18	110	5	■
45 x 14			**Pg**	**13,5**	18	135	6	■
55 x 16			**Pg**	**16**	18	160	5	■
65 x 18			**Pg**	**21**	16	210	6	■
65 x 18			**Pg**	**29**	16	290	8	■
90 x 22			**Pg**	**36**	16	360	8	■
105 x 22			**Pg**	**42**	16	420	10	■
105 x 22			**Pg**	**48**	16	480	9	■

■ = Lager / *Stock* / Magasin

MF-EL

Runde Schneideisen
Metrisches ISO-Feingewinde für Elektroinstallationsrohre DIN EN 60423

Circular dies
ISO Metric fine thread conduit system for cable management DIN EN 60423

Filières rondes
Filetage métrique ISO à pas fin pour conduites électriques DIN EN 60423

GS

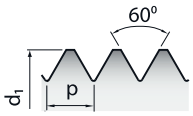

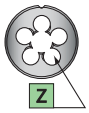

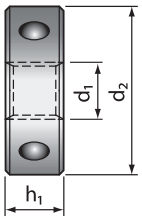



DIN EN 22568

SCHNELLARBEITSSTAHL *HIGH SPEED STEEL* ACIER RAPIDE	HSS
AUSFÜHRUNG *EXECUTION* EXÉCUTION	Geläpptes Gewinde und Schälanschnitt *Lapped thread and gun-nose* Filets polyglacés et entrée à helice
WERSTOFF-GRUPPPE *MATERIAL GROUPS* GROUPES MATIÈRES	GS
	C = 1,75xP
TOLERANZ *LIMIT* TOLERANCE	8g
Beschichtung / *Coating* / Revétement	
DIN EN	22568
BESTELL.-Nr. ***ORDER Nr.*** **RÉFÉRENCE** EDP = Nr. + *	**500** **4002350000***

DIN EN 22568 d_2 x h_1 mm	FERG d_2 x h_1 mm	d mm	d_1 x P	*	Z	
25 x 9			**M 8 x 1-8g**	084	4	
30 x 11			**M 10 x 1-8g**	104	5	
38 x 10			**M 12 x 1,5-8g**	126	4	■
45 x 14			**M 16 x 1,25-8g**	166	5	■
45 x 14			**M 20 x 1,5-8g**	206	6	■
55 x 16			**M 25 x 1,5-8g**	256	6	■
65 x 18			**M 32 x 1,5-8g**	326	7	■
75 x 20			**M 40 x 1,5-8g**	406	8	■
90 x 22			**M 50 x 1,5-8g**	506	8	■
105 x 22			**M 63 x 1,5-8g**	636	10	■
120 x 22			**M 75 x 1,5-8g**	756	11	

■ = Lager / *Stock* / Magasin

EDP: 500 M 20x1,5-8g = 40023500206

M-LH

Runde Schneideisen
Metrisches ISO-Linksgewinde DIN 13

Circular dies
ISO Metric left hand coarse thread DIN 13

Filières rondes
Filetage Métrique à pas normal à gauche DIN 13

GS

SCHNELLARBEITSSTAHL *HIGH SPEED STEEL* ACIER RAPIDE	HSS
AUSFÜHRUNG *EXECUTION* EXÉCUTION	Geläpptes Gewinde und Schälanschnitt *Lapped thread and gun-nose* Filets polyglacés et entrée à helice
WERSTOFF-GRUPPPE *MATERIAL GROUPS* GROUPES MATIÈRES	GS
	C = 1,75xP
TOLERANZ *LIMIT* TOLERANCE	m
Beschichtung / *Coating* / Revétement	
DIN EN	22568
BESTELL.-Nr. ***ORDER Nr.*** **RÉFÉRENCE** EDP = Nr. + *	**500** 4001050000*

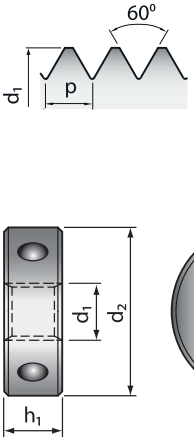

DIN EN 22568

DIN EN 22568 d_2 x h_1 mm	FERG d_2 x h_1 mm	d mm	d_1 mm	P mm	*	Z	
16 x 5		1,93	**M 2-LH**	(0,4)	020	3	
16 x 5		2,13	**M 2,2-LH**	(0,45)	022	3	
16 x 5		2,23	**M 2,3-LH**	(0,4)	023	3	
16 x 5		2,43	**M 2,5-LH**	(0,45)	025	3	
16 x 5		2,53	**M 2,6-LH**	(0,45)	026	3	
20 x 5		2,92	**M 3-LH**	(0,5)	030	4	■
20 x 5		3,41	**M 3,5-LH**	(0,6)	035	4	
20 x 5		3,90	**M 4-LH**	(0,7)	040	4	■
20 x 7		4,40	**M 4,5-LH**	(0,75)	045	4	
20 x 7		4,90	**M 5-LH**	(0,8)	050	4	■
20 x 7		5,88	**M 6-LH**	(1)	060	4	■
25 x 9		6,88	**M 7-LH**	(1)	070	4	■
25 x 9		7,86	**M 8-LH**	(1,25)	080	4	■
25 x 9		8,86	**M 9-LH**	(1,25)	090	4	
30 x 11		9,85	**M 10-LH**	(1,5)	100	4	■
30 x 11		10,85	**M 11-LH**	(1,5)	110	4	
38 x 14		11,83	**M 12-LH**	(1,75)	120	4	■
38 x 14		13,82	**M 14-LH**	(2)	140	4	■
45 x 18		15,82	**M 16-LH**	(2)	160	4	■
45 x 18		17,79	**M 18-LH**	(2,5)	180	5	■
45 x 18		19,79	**M 20-LH**	(2,5)	200	5	■
55 x 22		21,79	**M 22-LH**	(2,5)	220	5	■
55 x 22		23,76	**M 24-LH**	(3)	240	5	■
65 x 25		26,76	**M 27-LH**	(3)	270	5	■
65 x 25		29,73	**M 30-LH**	(3,5)	300	5	■
65 x 25		32,73	**M 33-LH**	(3,5)	330	6	
65 x 25		35,70	**M 36-LH**	(4)	360	6	
75 x 30		38,70	**M 39-LH**	(4)	390	6	
75 x 30		41,68	**M 42-LH**	(4,5)	420	7	
90 x 36		44,68	**M 45-LH**	(4,5)	450	7	
90 x 36		47,66	**M 48-LH**	(5)	480	7	
90 x 36		51,66	**M 52-LH**	(5)	520	7	

■ = Lager / *Stock* / Magasin

G-LH

Runde Schneideisen
Whitworth-Linksrohrgewinde DIN EN ISO 228

Circular dies
Whitworth pipe left hand thread DIN EN ISO 228

Filières rondes
Filetage Whitworth gaz à gauche DIN EN ISO 228

GS

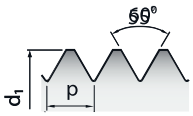

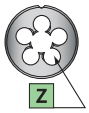

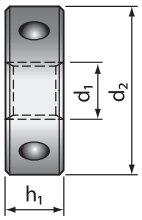



DIN EN 24231

SCHNELLARBEITSSTAHL *HIGH SPEED STEEL* ACIER RAPIDE	HSS
AUSFÜHRUNG *EXECUTION* EXÉCUTION	Geläpptes Gewinde und Schälanschnitt *Lapped thread and gun-nose* Filets polyglacés et entrée à helice
WERSTOFF-GRUPPPE *MATERIAL GROUPS* GROUPES MATIÈRES	GS
	C = 1,75xP
TOLERANZ *LIMIT* TOLERANCE	2A
Beschichtung / *Coating* / Revétement	
DIN EN	22568
BESTELL.-Nr. ***ORDER Nr.*** **RÉFÉRENCE** EDP = Nr. + *	**500** 4041050000*

DIN EN 24231 d_2 x h_1 mm	FERG d_2 x h_1 mm	d mm	d_1	*	Z	
25 x 9		7,62	G 1/16 - LH	006	4	
30 x 11		9,62	G 1/8 - LH	012	5	■
38 x 10		13,03	G 1/4 - LH	025	5	■
45 x 14		16,54	G 3/8 - LH	037	5	■
45 x 14		20,81	G 1/2 - LH	050	6	■
55 x 16		22,77	G 5/8 - LH	062	5	■
55 x 16		26,30	G 3/4 - LH	075	6	■
65 x 18		30,06	G 7/8 - LH	087	6	
65 x 18		33,07	G 1 - LH	100	7	
75 x 20		37,72	G 1 1/8 - LH	112	7	
75 x 20		37,72	G 1 1/4 - LH	125	8	
90 x 22		41,73	G 1 3/8 - LH	137	7	
90 x 22		44,14	G 1 1/2 - LH	150	8	
90 x 22		47,62	G 1 3/4 - LH	175	9	
105 x 22		59,43	G 2 - LH	200	9	

■ = Lager / *Stock* / Magasin

EDP: 500 G 1/2-LH = 4041050000050

BSW-LH

Runde Schneideisen
Whitworth-Linksgewinde BS 84

Circular dies
Whitworth left hand thread BS 84

Filières rondes
Filetage Whitworth à gauche BS 84

GS

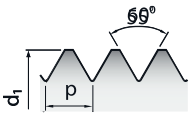

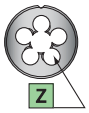

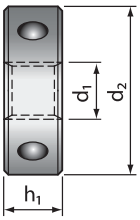



DIN EN 22568

SCHNELLARBEITSSTAHL *HIGH SPEED STEEL* ACIER RAPIDE	HSS
AUSFÜHRUNG *EXECUTION* EXÉCUTION	Geläpptes Gewinde und Schälanschnitt *Lapped thread and gun-nose* Filets polyglacés et entrée à helice
WERSTOFF-GRUPPPE *MATERIAL GROUPS* GROUPES MATIÈRES	GS
	C = 1,75xP
TOLERANZ *LIMIT* TOLERANCE	2A
Beschichtung / *Coating* / Revétement	
DIN EN	22568
BESTELL.-Nr. ***ORDER Nr.*** **RÉFÉRENCE** EDP = Nr. + *	**500** 4061050000*

DIN EN 22568 d_2 x h_1 mm	FERG d_2 x h_1 mm	d mm	d_1 - P	*	Z	
16 x 5		1,51	W 1/16 - LH	006	3	
16 x 5		2,30	W 3/32 - LH	009	4	
20 x 5		3,09	W 1/8 - LH	012	4	■
20 x 7		3,88	W 5/32 - LH	015	4	
20 x 7		4,66	W 3/16 - LH	018	4	■
20 x 7		5,46	W 7/32 - LH	021	4	
20 x 7		6,24	W 1/4 - LH	025	4	■
25 x 9		7,82	W 5/16 - LH	031	4	■
30 x 11		9,40	W 3/8 - LH	037	4	■
30 x 11		10,98	W 7/16 - LH	043	4	
38 x 14		12,56	W 1/2 - LH	050	4	■
38 x 14		14,14	W 9/16 - LH	056	4	
45 x 18		15,72	W 5/8 - LH	062	4	■
45 x 18		18,89	W 3/4 - LH	075	5	■
55 x 22		22,10	W 7/8 - LH	087	5	
55 x 22		25,27	W 1 - LH	100	5	■
65 x 25		28,44	W 1 1/8 - LH	112	5	
65 x 25		31,61	W 1 1/4 - LH	125	6	
65 x 25		34,77	W 1 3/8 - LH	137	6	
75 x 30		37,95	W 1 1/2 - LH	150	6	
90 x 36		44,28	W 1 3/4 - LH	175	6	
90 x 36		50,63	W 2 - LH	200	7	

■ = Lager / *Stock* / Magasin

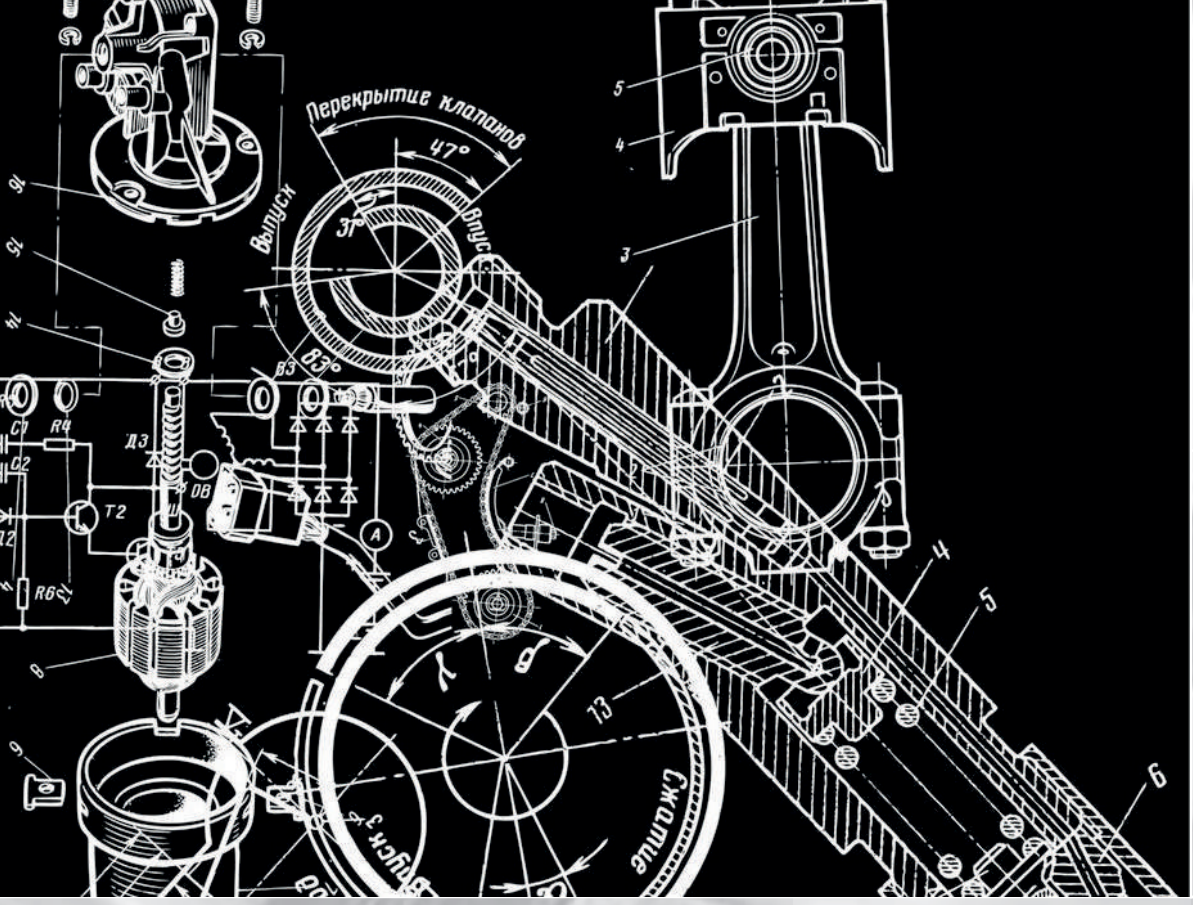

FERG

Fertigungsprogramm von Schnellarbeitsstahl

Manufacturing program for tool bits

Programme de fabrication de barreaux traités



Drehlinge aus Schnellarbeitsstahl

High speed steel tool bits

Barreaux traités en acier rapide

Drehlinge aus Schnellarbeitsstahl, Qualitäten

High speed steel tool bits, qualities

Barreaux traités en acier rapide, qualités

Analyse - *Composition* - Analyse

Qualität *Quality* Qualité	Werkstoff *Material* Matière	C	Cr	V	W	Mo	Co	Härte *Hardness* Dureté
FERG	1.3243	0,92	4,00	1,90	6,40	5,00	4,80	64 ÷ 66
SUPER FERG	1.3207 WKE45	1,23 1,40	4,00 4,20	3,30 3,50	10,00 9,00	3,80 3,50	10,50 11,00	65 ÷ 67 66 ÷ 68
FERG 60	ASP2060	2,30	4,00	6,50	6,50	7,00	10,50	64 ÷ 69

ANWENDUNGEN

FERG

Für Arbeiten in Stahl und hochfesten Gussstählen, Grauguss, hartem Gusseisen und Bronze.
Aussetzende Schneidoperationen.

SUPER FERG

Hohe Verschleissbeständigkeit.
Erträgt hohe Temperaturen an der Schneidkante.
Besonders geeignet für das Drehen von Materialien mit hoher Festigkeit und austenitischen Stählen.

FERG 60

Hergestellt aus HSS Sinter Stahl.
Grosse Zähigkeit und Verschleissfestigkeit.
Sehr geeignet für Baustähle und unlegierte > 600 N/mm² und feuerfesten Materialien.
Hohe Standzeit.

APPLICATIONS

FERG

For works in steel and cast of high-resistant steels, grey cast iron, hard cast iron and bronze.
Intermittent cutting operations.

SUPER FERG

Highly resistant to wear.
Withstands high temperatures on the cutting edge.
Mainly suitable for turning high resistance materials and austenitic steels.

FERG 60

Made of high speed powder steel.
High toughness and wear resistance.
Very suitable for steels and alloys > 600 N/mm² and refractory materials.
Long tool life.

APPLICATIONS

FERG

Pour travailler en acier et en fonte d'aciers à haute résistance, la fonte gris, la fonte dur et en la bronze.
Opérations de coupe intermittent.

SUPER FERG

Très résistant à l'usure.
Résiste à des températures élevées dans la pointe de coupe.
Principalement indiqué pour le tournage de matériaux avec gran résistance et des aciers austénitiques.

FERG 60

Fabriqué en acier rapide fritté.
Grande ténacité et résistance à l'usure
Très approprié pour les aciers et alliages > 600 N/mm² et les matériaux réfractaires.
Longue durée de vie.

Drehlinge aus Schnellarbeitsstahl

High speed steel tool bits

Barreaux traités en acier rapide

Rund / *Rond* / Rond



DIN 4964 - Form A

Ø d h8 x L	F	SF	F-60
3x100	■	■	■
4x100	■	■	■
4x150	■	■	■
5x100	■	■	■
5x150	■	■	■
5x200	■	■	■
6x100	■	■	■
6x150	■	■	■
6x200	■	■	■
7x100	■	■	■
7x150	■	■	■
7x200	■	■	■
8x100	■	■	■
8x150	■	■	■
8x200	■	■	■
9x100	■	■	■
9x150	■	■	■
9x200	■	■	■
10x100	■	■	■
10x150	■	■	■
10x200	■	■	■
12x100	■	■	■
12x150	■	■	■
12x200	■	■	■
14x150	■	■	■
14x200	■	■	■
16x150	■	■	■
16x200	■	■	■
18x150	■	■	■
18x200	■	■	■
20x150	■	■	■
20x200	■	■	■
25x200	■	■	■
30x200	■	■	

Quadratisch / *Square* / Carré



DIN 4964 - Form B

b h14 x b h14 x L	F	SF	F-60
6x6x100	■	■	■
6x6x150	■	■	■
6x6x200	■	■	■
8x8x100	■	■	■
8x8x150	■	■	■
8x8x200	■	■	■
10x10x100	■	■	■
10x10x150	■	■	■
10x10x200	■	■	■
12x12x100	■	■	■
12x12x150	■	■	■
12x12x200	■	■	■
14x14x150	■	■	■
14x14x200	■	■	■
16x16x150	■	■	■
16x16x200	■	■	■
18x18x150	■	■	■
18x18x200	■	■	■
20x20x150	■	■	■
20x20x200	■	■	■
25x25x200	■	■	■
30x30x200	■	■	

Rechteckig / *Rectangular* / Rectangulaire



DIN 4964 - Form D

b h14 x b h14 x L	F	SF
3x15x100	■	■
3x15x150	■	■
3x15x200	■	■
3x20x150	■	■
3x20x200	■	■
4x10x200	■	■
4x12x200	■	■
4x15x150	■	■
4x15x200	■	■
4x20x150	■	■
4x20x200	■	■
5x10x200	■	■
5x12x200	■	■
5x15x150	■	■
5x15x200	■	■
5x20x150	■	■
5x20x200	■	■
6x10x200	■	■
6x12x200	■	■
6x14x200	■	■
6x15x200	■	■
6x20x200	■	■
6x25x150	■	■
8x10x150	■	■
8x12x200	■	■
8x14x200	■	■
8x16x200	■	■
8x20x200	■	■
10x12x200	■	■
10x14x200	■	■
10x16x200	■	■
10x18x200	■	■
10x20x200	■	■
10x25x200	■	■
10x30x200	■	■
12x14x200	■	■
12x16x200	■	■
12x20x200	■	■
12x25x200	■	■
12x30x200	■	■
14x16x200	■	■
14x20x200	■	■
14x25x200	■	■
15x25x200	■	■
15x30x200	■	■

Bitrapez konisch / *Bitrapezoidal taper shape* / Bitrapézoïdal conique

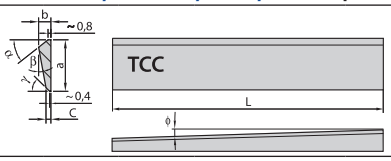

Form TCC

TIPO	a	b	c	L	β	α	γ	φ	F	SF
TCC-13	13	2,5	1,9	100	3°	20°	10°	2°	■	■
TCC-15	15	2,5	1,8	100	3°	20°	10°	2°	■	■
TCC-19	19	3,5	2,5	125	3°	20°	10°	2°	■	■

Trapez gerade / *Tapezoidal straight shape* / Bitrapézoïdal droit

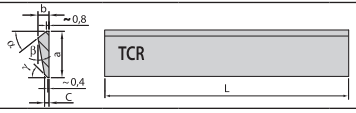

Form TCR

TIPO	a	b	c	L	β	α	γ		F	SF
TCR-13	13	2,5	1,9	100	3°	20°	10°		■	
TCR-15	15	2,5	1,8	100	3°	20°	10°		■	
TCR-19	19	3,5	2,5	125	3°	20°	10°		■	

■ = Lager / *Stock* / Magasin